


# CART PLACEMENT

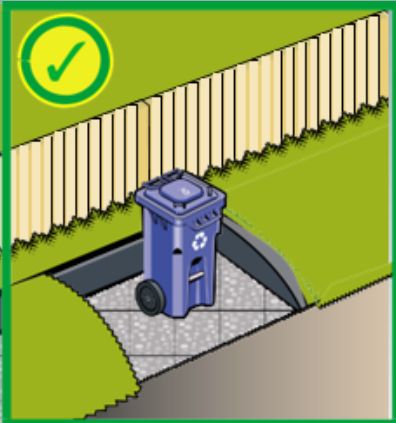
## CART PLACEMENT REMINDERS




Point lid arrows towards centre of street or lane.



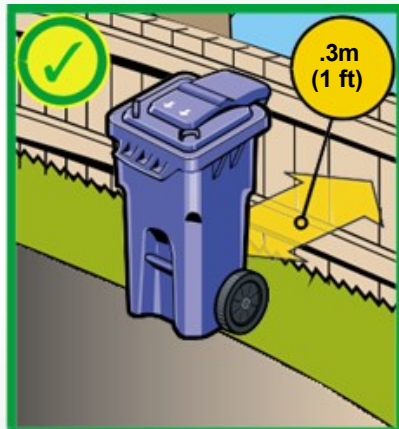
Do not place carts facing backward.



Place cart on even ground.



Do not place cart on slope or hill.




Cart must have at least .3 m (1 ft) clearance at the rear.



Cart cannot block traffic or be stored in the back lane.



Cart must have at least 1 m (3 ft) clearance on both sides.




Do not place cart too close to other objects.



All recyclables must be inside cart.



Do not leave materials



Set out cart by 7 am and move back onto your property by 10 pm.



Carts will not be collected from enclosures.

